

Investment Objective

The aim of the **VIP Growth Portfolio** is to provide investors high level of capital growth over the medium to long term through exposure to a diversified portfolio of investments, with a strong emphasis on growth assets (80% allocation to Australian shares, International shares, and property securities) and defensive assets (20% allocation to fixed interest and cash).

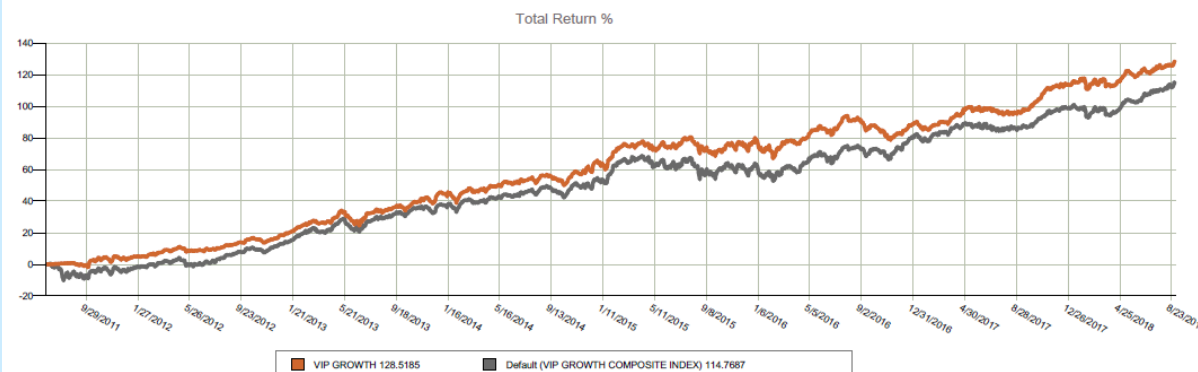
The portfolio is composed of 30 – 60 securities and consists of ASX listed securities, Exchange Traded Funds (ETFs), Listed Investment Companies (LICs), Managed Funds, Government and Semi Government Bonds, Term Deposits and Cash.

Performance Review

The VIP Growth portfolio generated a 1.98% return **pre-fees** in August, and 4.45% return pre-fees in the quarter.

Over the last year the portfolio has generated a 16.16% return **pre-fees** and outperformed by 0.96%.

The **post-fees** returns for the *Investment* and *Superannuation & Pension* portfolios are shown **in blue** in the table below.



Tactical Asset Allocation

The VIP Growth portfolios asset allocation as at 31/08/18 was as follows:

- Australian Shares 40%
- International Shares 40%
- Property Securities 0%
- Fixed Interest 15%
- Cash 5%

Trailing Returns

	31/08/2018					
	1 Month	3 Month	6 Month	1 Year	3 Year	5 Year
VIP Growth PRE-FEES	1.98	4.45	5.68	16.16	13.89	16.39
Net VIP Growth Investment	1.91	4.25	5.28	15.36	13.09	15.59
Net VIP Growth Super-Pension	1.87	4.11	5.01	14.81	12.54	15.04
VIP Growth Composite Index	1.99	6.03	8.23	15.20	15.36	15.57

	% End Weight	Tot Rtn 1M	Tot Rtn 3M	Tot Rtn 6M	Tot Rtn 1Y	Total Return YTD (%)
VIP GROWTH	100.00	1.98	4.45	5.68	16.16	7.07
AREITs		0.00	0.00	0.00	4.37	0.00
Australian Equities	39.98	0.48	4.18	4.49	19.10	5.50
CASHLiquid	5.02	0.17	0.51	0.99	1.85	1.28
Fixed Income	15.00	0.29	1.02	1.31	2.94	1.83
International Equities	40.00	4.35	6.52	9.03	21.28	11.19

Economic Outlook

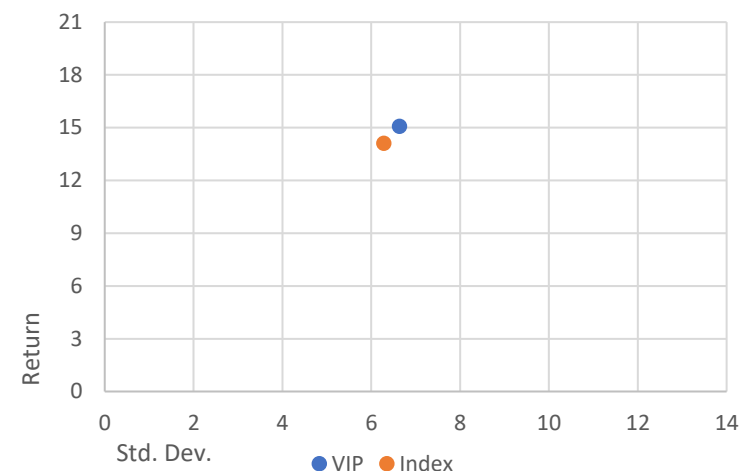
The end of August brought the Australian stock market to a ten-year high, with VIP benefitting particularly from CSL's +15.61% return for the month, an outstanding performer for the year thus far with +79.15% for the year. Following the Health Care trend, Resmed also posted a +10.24% return, and Seven Group bounced back with +8.71% for August.

Naturally, the US market is also riding record highs. The US economy has shown significant strength on the back of optimism in business sentiment, which no doubt has been a catalyst to the economy gaining jobs as well as investment. Opinions aside on the current POTUS, it must be said that at least part of this is owed to his presidency, given his insistence on spending on the US economy and decision to cut the US federal corporate income tax from 35% to 21% earlier this year. While it may cause problems for the future, at least for the short term the fiscal stimulus has pumped up US growth. The tax cut in fact is more than a short-term play, given that it in theory encourages investment, leading to job creation and wage inflation. The concern here is that all this is funded by debt, which put the US on a less sustainable spending pattern than it could be.

Locally, August saw once again a new Prime Minister step into office for this country. Scott Morrison, as 30th Prime Minister, will seek to pull the Liberal Party out of a catastrophic 2018 and attempt to maintain parliament in next years federal election, for which the Labor Party is now largely favourites. Despite turmoil at the head of Australia, the stock market continues to go from strength to strength.

The movements in parliament are now more than ever in the forefront of VIP's sights. With a new head of the Liberal Party, the stage is now set for what will most probably be a matchup between Morrison and Bill Shorten next May.

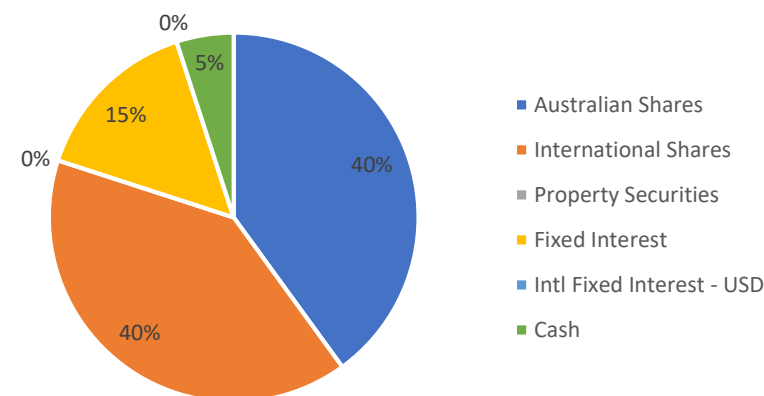
Risk-Reward One Year



Tactical Asset Allocation

Growth Portfolio TAA

as at: 31/08/18



Australian Shares Portfolio

The VIP Australian Share Leaders portfolio generated a 0.29% **pre-fees** return for the month and 3.36% over the last 3 months. The portfolio underperformed the S&P/ASX 100 index over the month by 1.00% and underperformed by 3.31% over the quarter.

Over the last year, the portfolio has generated an 17.14% return pre-fees outperforming the ASX 100 index by 2.43%.

The **Top Contributors** were CSL +15.61%, Resmed +10.24%, and Seven Group Holdings +8.71%. The **Top Detractors** were Challenger -11.50%, Costa Group Holdings -8.13%, and Rio Tinto -7.54%.

VIP Australian Share Leaders Holdings

	% End Weight
VIP AUSTRALIAN SHARE LEADERS	100.00
WESTPAC BANKING CORP	2.68
AUST AND NZ BANKING GROUP	2.82
CHALLENGER LTD	4.92
BBG AUB Bank Bill	5.00
ARB CORP LTD	5.06
COSTA GROUP HOLDINGS LTD	5.23
RIO TINTO LTD	5.26
JAMES HARDIE INDUSTRIES-CDI	5.29
SOUTH32 LTD	5.51
ARISTOCRAT LEISURE LTD	5.58
SEEK LTD	5.64
BHP BILLITON LIMITED	5.66
CIMIC GROUP LTD	5.72
BENDIGO AND ADELAIDE BANK	5.77
SEVEN GROUP HOLDINGS LTD	5.83
RESMED INC-CDI	5.86
SPARK INFRASTRUCTURE GROUP	5.93
COMPUTERSHARE LTD	5.99
CSL LTD	6.27

VIP Australian Share Leaders Equity Sectors

Materials (21.72)
Industrials (17.18)
Financials (16.19)
Health Care (12.13)
Consumer Discretionary (10.64)
Information Technology (5.99)
Utilities (5.93)
Consumer Staples (5.23)

Australian Shares Portfolio Adjustments

In August, the VIP Investment Committee made no changes to the portfolio.

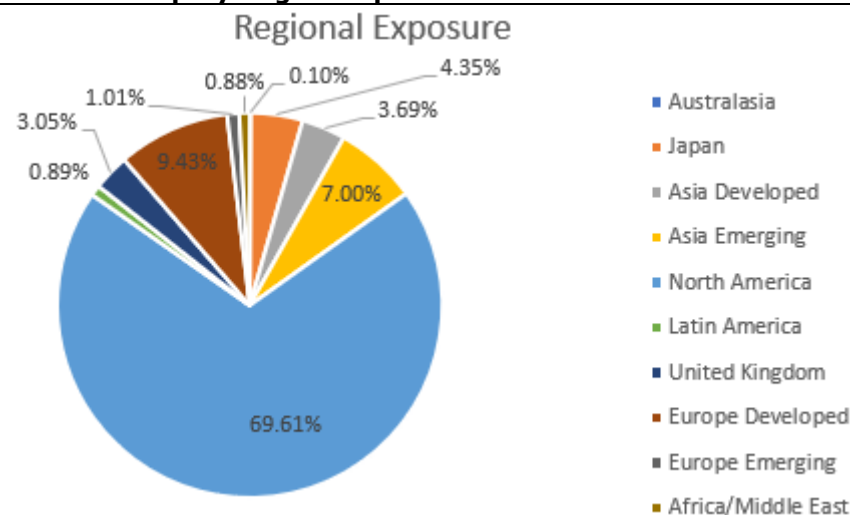
International Shares Portfolio

The VIP International Share Portfolio generated a 4.26% return for the month **pre-fees** and 6.40% over the last 3 months. In doing so the portfolio outperformed the MSCI World Ex Aus (AUD) index by 0.12% for the month and underperformed by 2.85%.

Over the last year, the portfolio has generated a 20.40% return and underperformed the index by 3.86%.

The **Top Contributors** were Loftus Peak +7.26%, Magellan Global +6.42%, and VTS +6.34%. The **Top Detractors** were Platinum International -0.19%, and AllianceBernstein +2.86%.

VIP International Equity Region Exposure



VIP International Equity Holdings

	% End Weight
VIP INTERNATIONAL	100.00
BBG AUB Bank Bill	1.94
LOFTUS PEAK GLOBAL DISRUPTN	13.61
PLATINUM INTERNATIONAL FUND	19.29
VANGUARD TOTL ST MKT ETF-CDI	20.95
ALLIANCEBERNSTEIN GLB EQ FD	21.90
MAGELLAN GLOBAL FD	22.31

International Shares Portfolio Adjustments

In August, the VIP Investment Committee made no changes to the portfolio.

Property Securities Portfolio

The VIP Property Securities portfolio generated a 1.99% return for the month **pre-fees** and 8.15% over the last 3 months. The portfolio underperformed the S&P/ASX 200 A-REIT index during the month by 0.72%, and outperformed over the quarter by 2.1%.

Over the last year, the portfolio has generated a 21.07% return and outperformed the index by 5.60%.

The **Top Contributors** were Charter Hall Group +6.43%. The **Top Detractor** was Cromwell Property Group -0.45%, and Arena REIT 0.00%.

VIP Property Securities Holdings

	% End Weight
VIP PROPERTY SECURITIES	100.00
ARENA REIT	28.87
CHARTER HALL GROUP	35.06
CROMWELL PROPERTY GROUP	36.06

Property Securities Portfolio Adjustments

In August, the VIP Investment Committee made no changes to the portfolio.

Fixed Interest Portfolio

The VIP Fixed Interest portfolio generated a 0.61% return for the month **pre-fees** and 1.26% over the last 3 months. This was against the Bloomberg AusBond Composite index return of 0.81% over the month and 1.45% over the quarter.

The portfolio underperformed the index by 0.20% over the month and underperformed by 0.19% over the last 3 months.

The **Top Detractors** were Realm High Income +0.29% and iShares Core Composite Bond +0.72%.

VIP Fixed Interest Holdings

	% End Weight
VIP FIXED INTEREST	100.00
REALM HIGH INCOME FUND-WHL	25.07
ISHARES CORE COMPOSITE BOND	74.93

Fixed Interest Portfolio Adjustments

In August, the VIP Investment Committee made no changes to the portfolio.

Value Investment Partners Pty Ltd is a Corporate Authorised Representative (Representative No.: 409849) ABN 72 149 815 707 of Sterling Managed Investments Pty Ltd, Australian Financial Services Licensee (AFSL 340744). This document has been prepared for general information purposes only and not as specific advice to any particular person. Any advice contained in this document is General Advice and does not take into account any person's investment objectives, financial situation and particular needs. Before making any investment decision based on this advice, you should consider, with or without the assistance of a securities adviser, whether it is appropriate to your particular investment needs, objectives and financial circumstances. A Product Disclosure Statement and/or Investment Options Document on any financial product mentioned in this document should also be obtained and read prior to proceeding with an investment decision. Futuro Financial Services and its representatives may have an interest or associations with the product providers detailed in this report, and will be entitled to receive remuneration for the provision of personal financial product advice by means of commissions and/or fees and other benefits. If you proceed with personal advice, details of remuneration and associations will be detailed in full within a Financial Services Guide and Statement of Advice. Although every effort has been made to verify the accuracy of the information contained in this document, Futuro Financial Services Pty Ltd, its officers, employees and agents disclaim all liability (except for any liability which by law cannot be excluded), for any error, inaccuracy in, or omission from the information contained in this document or any loss or damage suffered by any person directly or indirectly through relying on this information.